

2030 Agenda for Sustainable Development *Implementation Challenges for Bangladesh*

Presented at
CPD-IRBD Appreciation Course for the Journalists on
LDC Graduation in the context of SDGs Achievements

Debapriya Bhattacharya
Distinguished Fellow, CPD

Dhaka: 10 December 2016

1. Introduction
2. Key elements of the SDGs
3. Distinguishing features of the SDGs
4. Follow-up and review mechanism
5. Lessons learned from the MDGs implementation in Bangladesh
6. SDG implementation challenges in Bangladesh
7. Risk factors and Concluding Remarks

- ❑ At the seventieth session of the UN General Assembly on 25 September 2015, the member states have adopted the declaration *Transforming our world: the 2030 Agenda for Sustainable Development*
- ❑ 17 Goals with 169 Targets came into effect on 1 January 2016 and will guide the international development agenda over the next 15 years
- ❑ A global indicator framework comprising a list of 230 unique indicators was adopted by the United Nations Statistical Commission at its 47th Meeting in March 2016
- ❑ “Follow-up and review” mechanism is being given shape with High Level Political Forum (HLPF) at the centre
- ❑ Debates on implementation of SDG are being widely discussed across the world

2. Key elements of the SDGs

Not a very perfect agenda, but expresses a global consensus of high aspiration, based on a fine political balance

SUSTAINABLE DEVELOPMENT GOALS



2. Key elements of the SDGs



It is critically important to keep the key elements of SDGs in perspective

- ❑ The synthesis report of the Secretary General on the post-2015 agenda, “The road to dignity: ending poverty, transforming all lives and protecting the planet” was published in December 2014
- ❑ The report presents **six elements** for delivering on the SDGs which “... would help frame and reinforce the universal, integrated and transformative nature of a sustainable development agenda ...”

3. Distinguishing features of the SDGs

Leave no one behind

- ❑ SDGs are inclusive in nature
- ❑ Recognizing that the dignity of human person is fundamental, it is expected that the goals and targets met for all nations and peoples and for all segments of society.
- ❑ Endeavor will be made to reach the furthest behind first

Universality

- ❑ Sustainable Development Goals and targets are universal which involve the entire world, developed and developing countries alike.
- ❑ SDGs are accepted by all countries and is applicable to all, taking into account different national realities, capacities and levels of development and respecting national policies and priorities

Integrated and transformative

- ❑ SDGs are integrated and indivisible and balance the three dimension of sustainable development: the economic, social and environmental
- ❑ SDGs are transformative which aims to shift the world on to a sustainable and resilient path

Country prioritization

- ❑ Targets are defined as aspirational and global, with government setting its own national targets guided by the global level of ambition but taking into account national circumstances.
- ❑ Methodology yet to be fully developed, but emphasis should be on weaker areas of MDG achievement
- ❑ No bias for stronger areas of MDG achievement
- ❑ Must integrate Goal 10 (Reduced inequality) and Goal 16 (Peace, justice and strong institutions)
- ❑ Should not opt for the lowest possible measure

3. Distinguishing features of the SDGs

Means of implementation (MoI)

- ❑ A separate Goal (17) is included in the SDGs for MoI
- ❑ MoI targets are included under each goal

Systemic issues

- ❑ Creating conducive environment through global trading system
- ❑ Protecting intellectual property rights
- ❑ Technology transfer
- ❑ Tackling climate change

Synergies among targets

- ❑ Progress in ending poverty cannot be achieved without also addressing food security and macroeconomic policies to promote full and productive employment. Success in these areas will also lead to better health and wellbeing

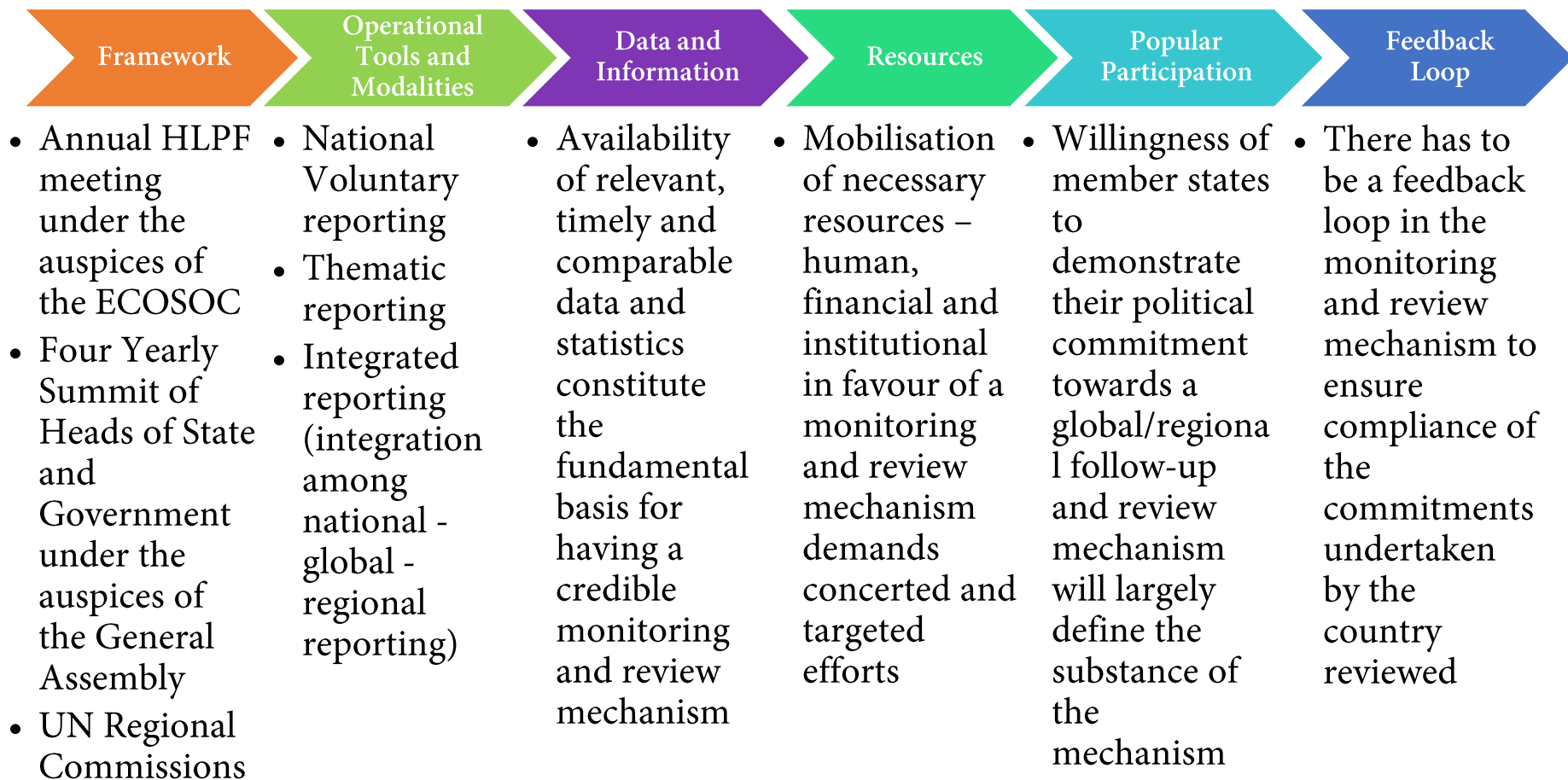
Trade-offs

- ❑ Increasing agricultural land use to help end hunger could reduce biodiversity, overuse and pollute water resources, and have negative downstream effects on marine resources – all of which could ultimately exacerbate food security

Ownership trap

- ❑ Current global development architecture are creating doubt among developing countries of falling into an ownership trap

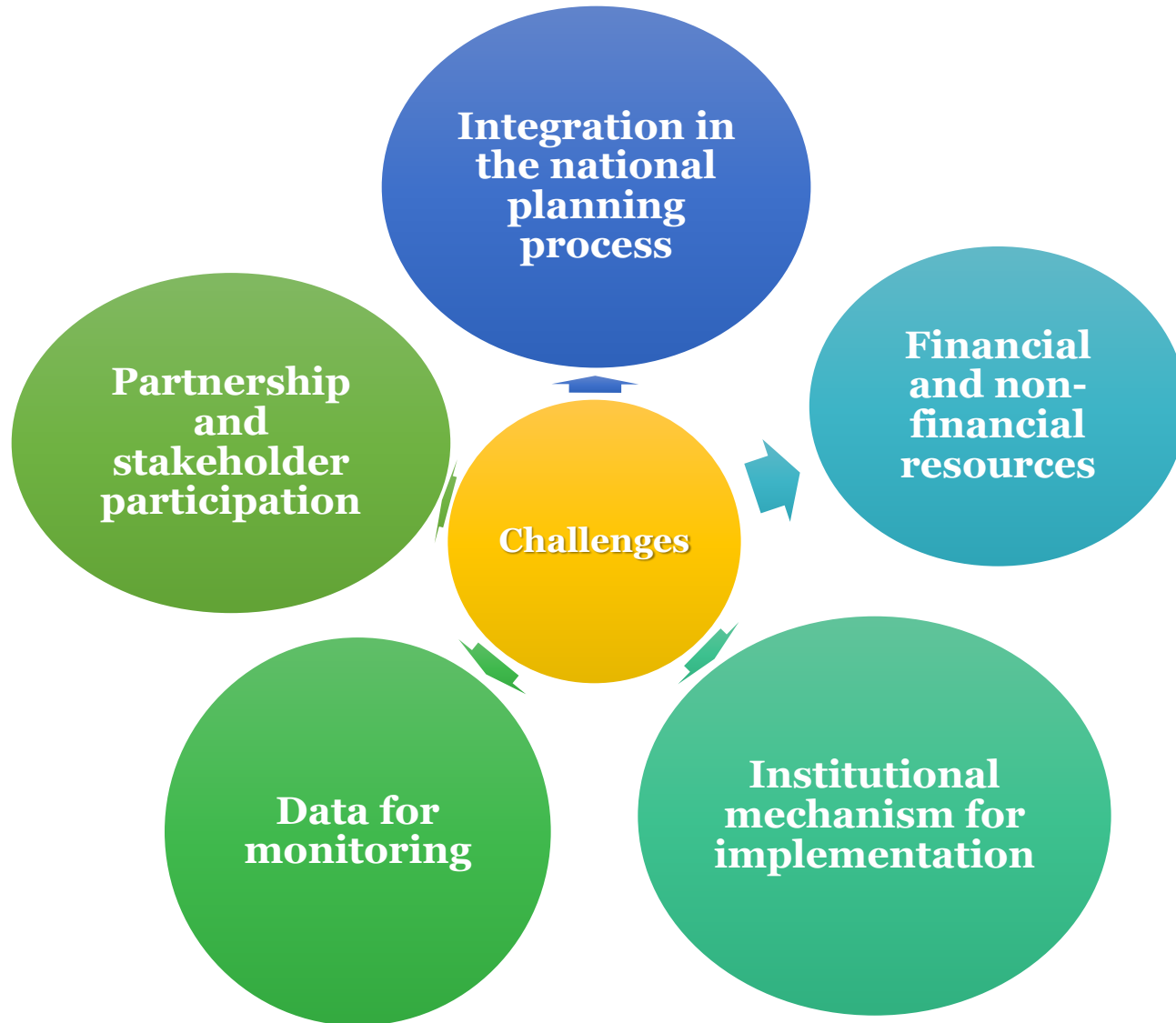
4. Follow-up and review mechanism



5. Lessons learned from the MDGs implementation in Bangladesh

- ❑ Low alignment with national plans
- ❑ Silo approach in implementation
- ❑ Inadequate data availability
- ❑ Low engagements of stakeholders
- ❑ Weak monitoring and accountability practice
- ❑ One of the weaknesses of MDGs implementation was absence of dedicated institutional mechanism for implementation
- ❑ GED was involved in producing monitoring reports with the help of other government agencies

6. Implementation challenges with regard to the SDGs



6.1 Policy gaps/legal requirements towards implementing the SDGs

❑ Challenges of prioritisation include-

- “No cherry picking” while emphasis should be on weaker areas of MDG achievement, e.g.
 - Employment to population ratio (15+)
 - Pupils starting grade 1 who reach grade 5
 - Maternal mortality ratio
 - Births attended by skilled health personnel
 - Share of women in wage employment in the nonagricultural sector
 - Contraceptive prevalence rate
 - Proportion of land area covered by forest
- Need to put significance emphasis on Goal 10 (Reduced inequality) and Goal 16 (Peace, justice and strong institutions)
- Should not opt for the lowest possible measure- some SDG targets could be less than our national aspiration

Policy gaps/legal requirements towards implementing the SDGs

❑ National plans (at least 15), strategies and policies that are already in place

- 7th Five Year Plan
- National Social Security Strategy (NSSS) 2015 (Draft)
- National Food Policy Plan of Action (2008-2015)
- National Health Policy 2011
- Health, Population and Nutrition Sector Development Program (HPNSDP) 2011-16
- National Education Policy 2010; Primary Education Development Program (PEDP III) 2011-16
- National Women's Development Policy (NWDP) 2011
- Bangladesh Delta Plan 2100 (From 7FYP)
- Power System Master Plan (PSMP) 2010
- National Labor Policy 2012
- National Skills Development Policy (NSDP 2011)
- National Industrial Policy 2015 (draft)
- National Sustainable Development Strategy 2010-21
- Bangladesh Climate Change Strategy and Action Plan (BCCSAP) 2009
- National Plan for Disaster Management (NPDM) 2010-2015

6.1 Policy gaps/legal requirements towards implementing the SDGs

- ❑ 8 Goals are better integrated in the existing national prioritization processes
- ❑ About 21% SDG targets are not currently reflected in plans and policies

Better Integrated Goals
Goal 1: No poverty
Goal 2: Zero hunger
Goal 4: Quality education
Goal 5: Gender equality
Goal 6: Clean water and sanitation
Goal 7: Affordable and clean energy
Goal 13: Climate action
Goal 17: Partnerships for the goals

Lesser Integrated Goals
Goal 3: Good health and well-being
Goal 8: Decent work and economic growth
Goal 9: Industry, innovation and infrastructure
Goal 10: Reduced inequalities
Goal 11: Sustainable cities and communities
Goal 12: Responsible consumption and production
Goal 14: Life below water
Goal 15: Life and land
Goal 16: Peace, Justice and strong institutions

6.2 Institutional framework for SDGs implementation

- ❑ In November 2015, the GoB established an inter-Ministerial committee on 'SDG Monitoring and Implementation' as part of her highest level commitment
- ❑ The Principal Secretary of the PMO chairs the committee, with the GED of the Planning Commission, serving as the Secretariat
- ❑ Secretaries of 11 key ministries/divisions comprise the membership of the committee
- ❑ The Committee has already started working on priority setting and contextualising global goals with the national ambitions requesting all ministries to identify relevant goals and targets and reflect these in their respective sectoral plans, as well as in newly introduced Annual Performance Appraisal (APA)
- ❑ GED will prepare a National Action Plan for implementing the SDGs based on the inputs prepared by ministries/divisions in a phased manner, following the three cycles of five year development planning in Bangladesh
- ❑ The Prime Minister will be reported by the inter-ministerial Committee in every six months

6.2 Institutional framework for SDGs implementation

- ❑ The planning commission has also conducted a mapping of all the concerned ministries/divisions by SDG areas
- ❑ Also mapped existing policies and actions proposed by 7FYP

Ministry/division wise responsibility matrix for all SDG

SDGs	Lead Ministries/Divisions
Goal 1: No poverty	CD; GED; MoEF, MoDMR; FD
Goal 2: Zero hunger	MoA; MoFood; MoHFW; MoInd; ERD; MoC; FD
Goal 3: Good health and well-being	MoHFW; MoHA; RTHD; MoLE; MoEF; ERD
Goal 4: Quality education	MoPME; MoE; ERD
Goal 5: Gender equality	MoWCA; MoSW
Goal 6: Clean water and sanitation	LGD; MoA; MoWR; ERD
Goal 7: Affordable and clean energy	PoD; EMRD; ERD
Goal 8: Decent work and economic growth	FD; MoC; MoInd; MoA; GED; MoLE; MoYS; MoCAT; MoCA; BFID
Goal 9: Industry, innovation and infrastructure	RTHD; LGD; MoInd; MoEF; MoST; MoA; ERD; ICTD; PTD

6.2 Institutional framework for SDGs implementation

Ministry/division wise responsibility matrix for all SDG

SDGs	Lead Ministries/Divisions
Goal 10: Reduced inequalities	GED; LJD; FD; ERD; MoEWOE; MoC; BFID
Goal 11: Sustainable cities and communities	MoHPW; RTHD; MoR; MoCA; MoDMR; LGD; MoWCA; ERD
Goal 12: Responsible consumption and production	MoFA; MoEF; MoF; MoA; LGD; MoInd; IMED (CPTU); MoE; MoPME; ERD; MoCAT; FD
Goal 13: Climate action	MoDMR; GED; MoEF
Goal 14: Life below water	MoWR; MoS; MoST; MoFL; MoEF; MoD
Goal 15: Life and land	MoEF; ERD; FD; MoFA
Goal 16: Peace, Justice and strong institutions	MoHA; MoWCA; MoFA; LJD; LPAD; BB; CD; MoPA; GED; ERD; LGD; MoInf
Goal 17. Partnerships for the goals	IRD; FD; ERD; PMO (BoI); BB; MoST; PTD; MoEF; ICTD; GED; MoC; PMO (PPPA); SID (BBS)

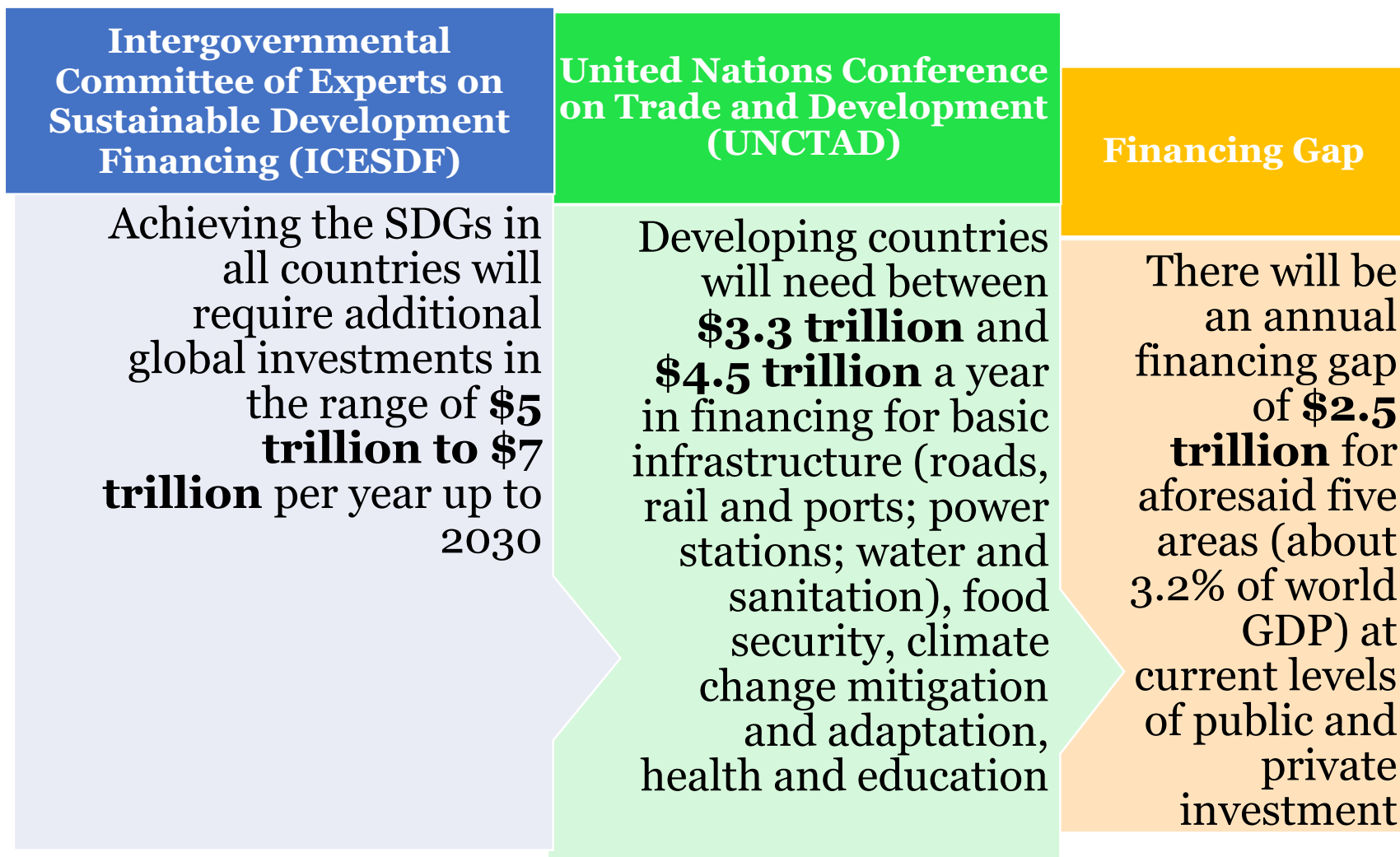
6.3 Finance for implementing SDGs

□ Why financing is important so early?

- For MDGs, resource requirement was not estimated upfront
- Resource needs for MDGs were estimated individually for different goals – which ended up in double counting
- As the global indicators have now been finalised, resource requirements for implementing SDGs need to be carried out at both country level and globally
- Target based estimates need to be considered
- Synergy among the targets and trade-offs need to be taken into cognisance
- Estimated resource requirement needs to be matched with existing flow of resources (by sources)
- This will lead to more accurate estimates of resource gaps and identification of potential sources for financing

6.3 Finance for implementing SDGs

❑ Costing and financing gaps



6.3 Finance for implementing SDGs

❑ Costing and financing gaps

Government Spending Watch

SDGs will require at least **\$1.5 trillion** extra a year.

Recommends that the SDGs should be financed by: 1) *Doubling developing country tax revenues*; 2) *Doubling concessional development cooperation and improving its allocation and effectiveness*; 3) *Raising \$500 billion in innovative public financing (taxes on carbon, bunker fuels and air travel, financial transactions and currency and issuance of IMF SDR*

World Bank

Achieving the proposed SDGs globally will require best possible use of each available grant dollar, beginning with **\$13.5 trillion** in ODA from governments and also including philanthropy, remittances, South-South flows, other official assistance, and foreign direct investment

IMF-World Bank annual meetings, October 2014

SDGs would cost **three times** more than MDGs

Developing countries may require **doubling** public spending, but it will be difficult to mobilise additional aid

6.3 Finance for implementing SDGs

❑ Sources of financing

- **Financial resources:** To mobilize the needed finance for SDG implementation, additional flows must come from two main pillars:

Public sector

- Domestic resource mobilisation is **\$23.5 billion** (12.1% of GDP)
- Illicit outflows of a staggering **\$5.6 billion** on an average during 2004-2013 (6.4% of GDP in 2013)
- ODA is **\$3.1 billion** (1.6% of GDP)– more than \$20 billion in the pipeline
- Public investment is **\$13.4 billion** (6.9% of GDP)

Private sector

- Private investment is **\$43.0 billion** (22.1% of GDP) – stagnant over last three years
- Foreign direct investment is **\$1.8 billion** (0.9% of GDP) – comparatively low
- Remittances is **\$15.3 billion** (7.9% of GDP) – volatile prospect

6.3 Finance for implementing SDGs

❑ Sources of financing

- ***Non-financial resources:*** Apart from the financial resources, non-financial resources would also be needed to implement such an ambitious agenda:
 - Market access for goods and services and preference erosion
 - Intellectual property rights
 - Technology transfer
 - Climate finance

- ❑ GED has initiated a project to estimate the cost needed to implement SDGs in Bangladesh

6.3 Finance for implementing SDGs

□ Adequacy of finance



Public spending for reducing poverty has been marginally over **8% of GDP** on an average during FY2007-FY2015 which is a good figure compared to other sectors

- Reflecting the priority of the government in poverty reduction and success in the MDGs



Spending on agriculture and food security has been declining consistently both as a share of GDP and total budget in last 5-6 years

- Average share of agriculture and food security is around **1.1% of GDP** during FY2002-FY2014

6.3 Finance for implementing SDGs

□ Adequacy of finance



Average share of health in total public expenditure stagnated at **0.7% of GDP** during FY2003-2014

- WHO stipulates that the allocation should be 5% of GDP
- Out-of-pocket health expenditure as percentage of total health expenditure has increased from 56% in 1997 to 63% in 2012



Education budget (both allocation and expenditure) has been about **2% of GDP** during FY2003-2014

- UNESCO stipulates that the allocation should be 6% of GDP

6.3 Finance for implementing SDGs

□ Adequacy of finance



Budgetary allocation on gender is increasing steadily over the years which is a positive sign

- From 2.6% of GDP in 2007 to 4.4% of GDP in 2015



There is no separate sectoral allocation for water and sanitation in the budget

- The share of allocation for water and sanitation in total ADP declined from 6.1% in FY1996 to only 3.2% FY2014


6.3 Finance for implementing SDGs

❑ Adequacy of finance



Although public spending on energy and fuel has been on an increasing trend in recent years but they are still inadequate

- The share is hovering around less than or equal to **1% of GDP**



The share of Labour and Employment sector as % of GDP is very insignificant and even as a share of ADP (allocation and expenditure) has been around **0.3-0.6 %** during the last decade

- One of the lowest among the 17 sectors of ADP
- Reflecting a major funding gap toward productive and decent mass employment generation


6.3 Finance for implementing SDGs

❑ Adequacy of finance



Public expenditure on social security is also hovering around **2% of GDP**

- About 25-30% of this spending is pension for retired government employees
- Without government pension, budget allocation has been stagnated at **1.5% of GDP**



Government expenditure to maintain public order and safety has been hovering around 1% of GDP over the last fourteen years

- It has increased to 0.9% of GDP in FY2015 from 0.6% of GDP in FY2002.

6.3 Finance for implementing SDGs

□ National priority vs. future investment plan

- A study by Bhattacharya *et al.* suggests that resource allocation in the 7FYP is better for the sectors which are better aligned with the SDGs at the planning level

SDG alignment vs. resource allocation in the 7FYP

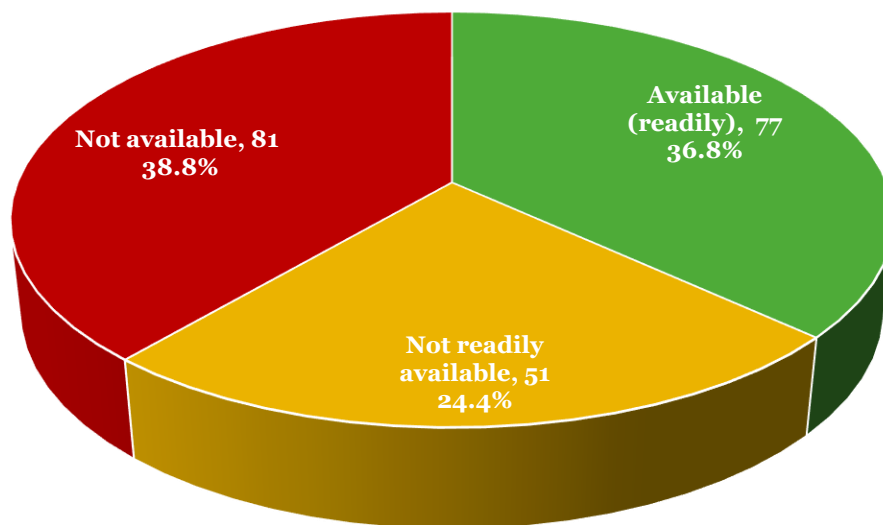
Alignment with SDGs	Better allocation	Less allocation
Better aligned	SDG1 SDG4 SDG7	SDG 2 SDG13
Less aligned	SDG9	SDG3 SDG8 SDG10 SDG14 SDG15 SDG16

6.4 Availability and adequacy of data to monitor the SDGs

□ Data availability

- Rahman *et al.* (2016) undertook a data-mapping exercise to assess the availability of data for Bangladesh in the light of the SDG indicators
 - It was found that of the 209 indicators, data for one-third indicators (**38.8%**) are not available
 - Of the 51 indicators for which data is not readily available, 30 (**58.8%**) require estimations to be made using various administrative records

Data Availability in Bangladesh across all Proposed SDG Indicators

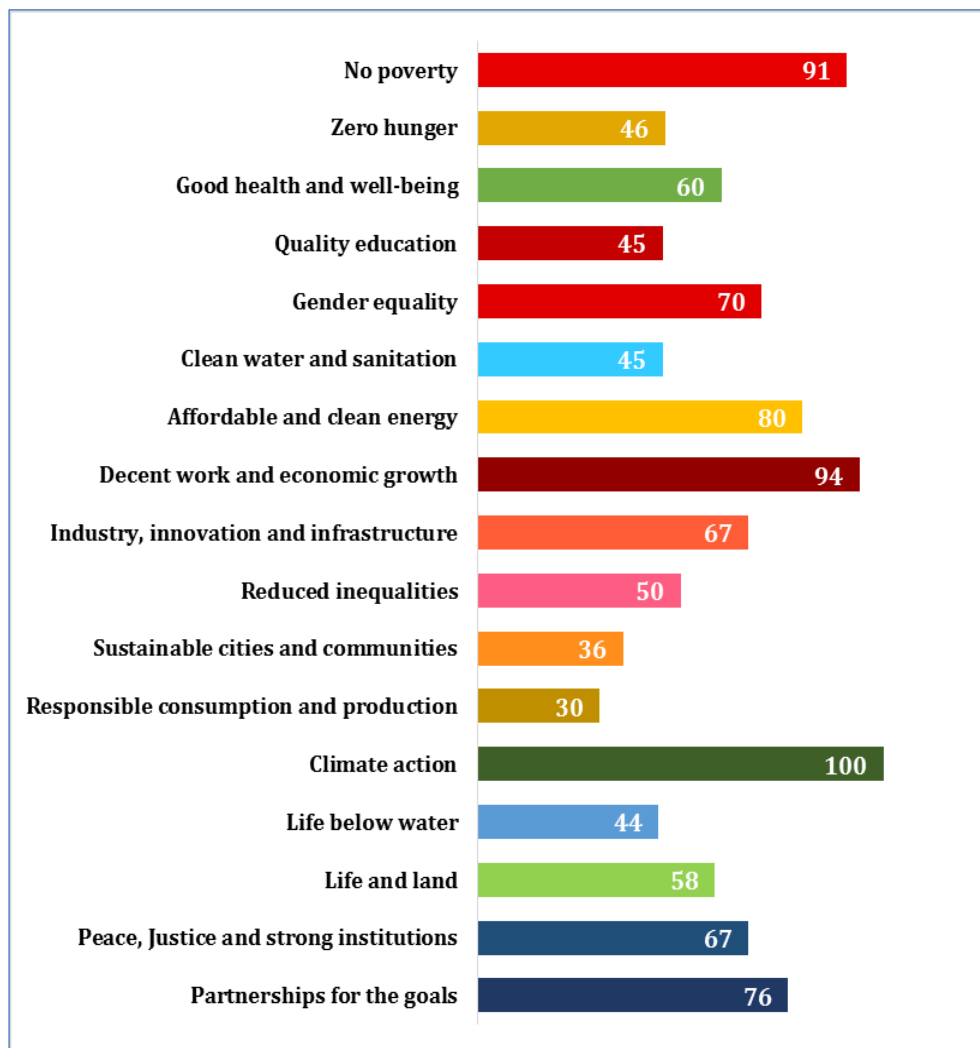


Total indicator: 241, Not relevant for Bangladesh: 32

6.4 Availability and adequacy of data to monitor the SDGs

□ Data availability by goal areas

- Data availability for goals related to ‘poverty’, ‘affordable and clean energy’, and ‘decent work’ has been found to be relatively strong
- Serious data scarcity was found for areas such as ‘life below water’, ‘sustainable cities and communities’, ‘responsible consumption and production’, ‘hunger’, and ‘quality education’



6.4 Availability and adequacy of data to monitor the SDGs

□ Key challenges

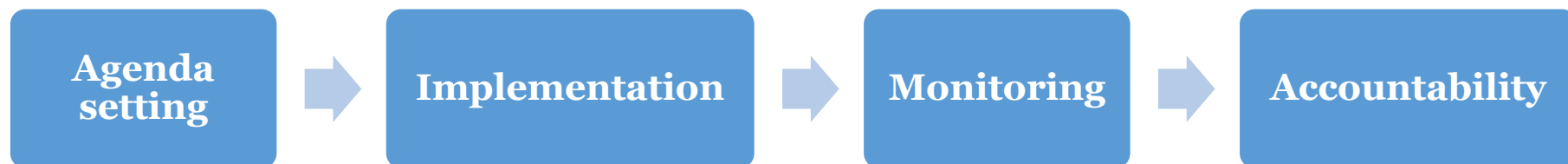
- Accessibility, quality and timeliness of data will be critical
- Fixing a reference year will be a challenge
- Rapid technological progress should be put into effective use
- Coordination among National Statistical Agency and private sector for addressing the methodological gap
- Validation of non-official data
- Ensuring finance for data is a challenge given that global support to statistics has declined in recent years
 - Aid for statistics to Bangladesh has been extremely volatile over the last eight years, ranging from just \$0.5 million in 2009 to \$47.8 million in 2013 indicating a significant gap between the resources available and demand
- Independence of statistical office is important

6.4 Availability and adequacy of data to monitor the SDGs

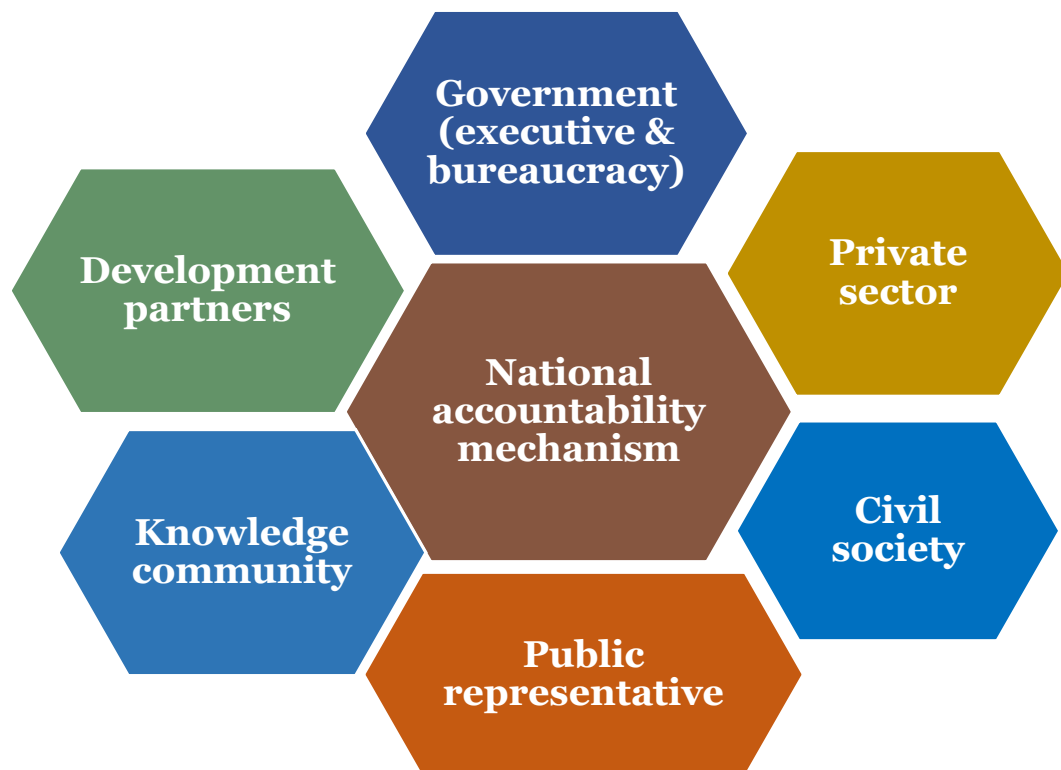
□ Data Action Plan

- BBS has done a data mapping at the target level. An indicator level data mapping exercise needs to be initiated at an early date to better understand the gap at the disaggregated level
 - Study by Rahman *et al.* (2016) can be a reference point in this regard
- Develop a modality for validating and stocktaking non-official data
- National Strategy for the Development of the Statistics (NSDS) needs to be revised accordingly
- Estimate a resource requirement for financing more, quality, accessible, and timely data
- Create a domestic trust fund including contributions from development partners and philanthropy

6.5 Partnership and stakeholder participation



- Mode of participation
- Instrument for enforcing accountability
- Role of public representatives (Parliament and local government)



6.5 Partnership and stakeholder participation

❑ **Involvement of private sector, NGOs, CSOs and think tanks**

▪ **Planning process**

- Input of all stakeholders in prioritization and sequencing of SDGs

▪ **Implementation**

- Civil society groups can lend a hand in grant management
- NGOs work can help in implementing SDG in the ground
- Private sector can fill the resource gap for financing the SDGs

▪ **Monitoring and evaluation**

- Private sector, NGOs, CSOs and think tanks can provide alternative sources of data
- They can set up parallel review process that will ensure accountability

6.5 Partnership and stakeholder participation

- ❑ **Involvement of private sector, NGOs, CSOs and think tanks**
 - With the objective to contribute to the delivery of the SDGs and enhance accountability in the process, CPD in partnership with 40 organizations has initiated a **Citizen's Platform for SDGs**
 - The planning commission has also arranged a stakeholder meeting on March 2016 with CSO on **7th Five Year Plan and Roadmap for Implementing SDGs in Bangladesh**
 - However no institutional framework has been developed as yet to conduct such meeting on a regular basis
 - **Private sector will play a key role in implementing the SDGs**
 - Citizen's Platform in association with the Metropolitan Chamber of Commerce and Industry (MCCI) has organized a dialogue on 2 October 2016 on Role of Private Sector in SDG Implementation
 - GED is also planning to conduct a dialogue on private sector role in SDGs on 23 November 2016

7. Risk factors and Concluding Remarks

- ❑ Inadequacy of resources
- ❑ Total official support for sustainable development (TOSSD)
- ❑ Externalities
 - Political and financial crisis
 - Environmental shocks (e.g. climate change, disasters)
 - Terms of trade
 - Refugee crisis
 - US Election and Brexit
- ❑ Lack of coherence
- ❑ Risk emanating from trade-offs

THANK YOU